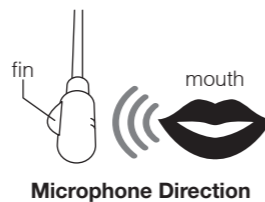


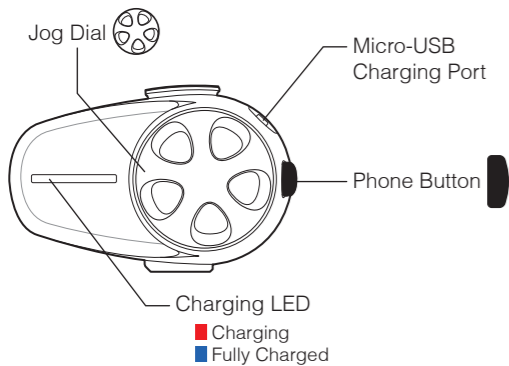



SMH10 Quick Start Guide


A full version of the manual is downloadable at www.sena.com.



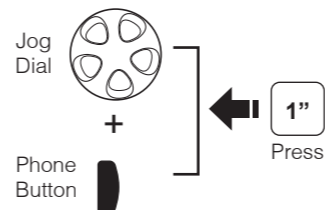
Installation



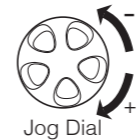
Button Operation



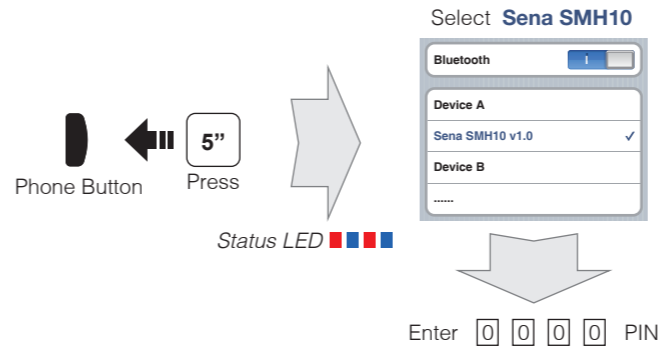
Power On/Off




Volume Adjustment



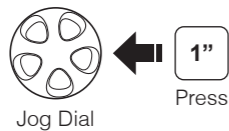
Bluetooth Pairing Phone, MP3 and GPS



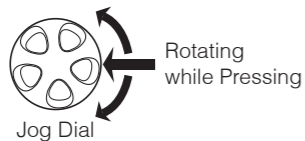
Mobile Phone



Music



Press



Rotating while Pressing

Battery Check




Power On

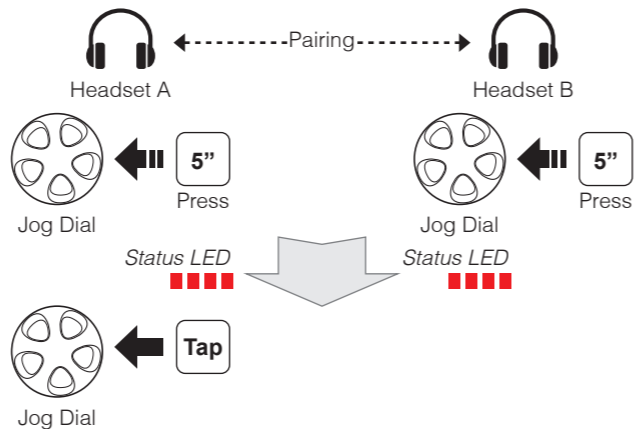


70 ~ 100%
30 ~ 70%
0 ~ 30%

Status LED

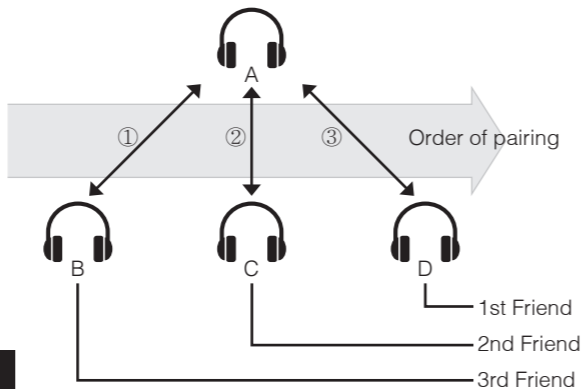


Headset Pairing Intercom

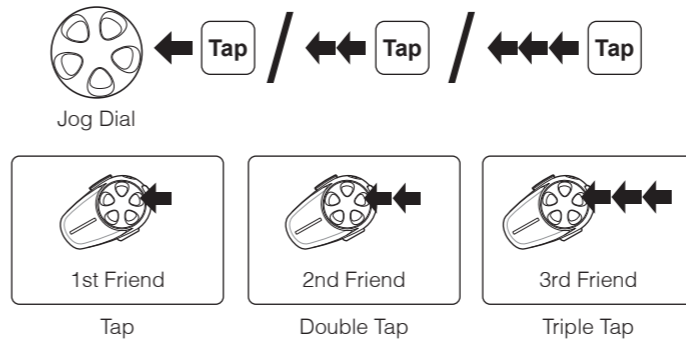


Multiple Headset Pairing Intercom

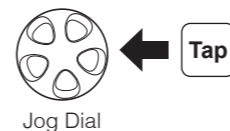
Last Come, First Served




Start Intercom



End Intercom



Factory Reset



Optional Helmet Clamp Kit



SMH-A0301

Helmet Clamp Kit - Boom Microphone



SMH-A0302

Helmet Clamp Kit - Attachable Boom Microphone & Wired Microphone



SMH-A0303

Helmet Clamp Kit - For Earbuds



SMH-A0304

Helmet Clamp Kit - For Earbuds with Attachable Boom Microphone & Wired Microphone



SMH-A0305

Helmet Clamp Kit - For Speakers and Earbuds



SMH-A0306

Helmet Clamp Kit - For Speakers and Earbuds with Attachable Boom Microphone & Wired Microphone

A full version of the manual is downloadable at www.sena.com.



Sena Technologies, Inc.

www.sena.com

Customer Support : support.senablueetooth.com

Tel: 408-300-9797 E-mail : support@sena.com