

SAR information (on e-label). To view specific absorption rate (SAR) values for this phone, from the Home screen swipe up and tap **Settings** > **Q**, then type **Regulatory labels**, from your phone's dial pad type ***#07#**, or visit www.motorola.com/sar.

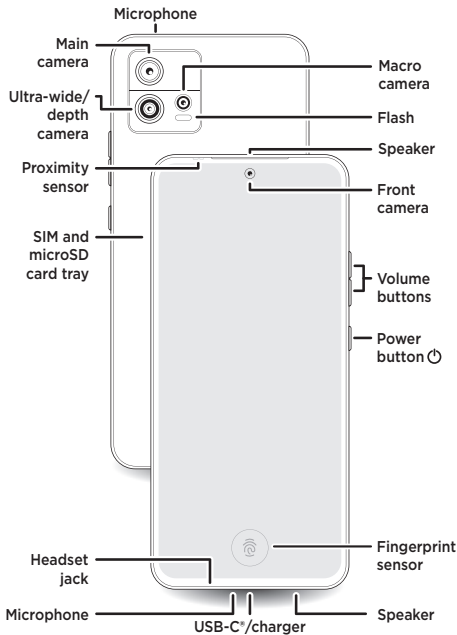
Copyright and trademarks. MOTOROLA, the stylised M logo, MOTO and the MOTO family of marks are trademarks or registered trademarks of Motorola Trademark Holdings, LLC. Google, Android, Google Play and other related marks and logos are trademarks of Google LLC. microSD Logo is a trademark of SD-3C, LLC. USB Type-C® and USB-C® are registered trademarks of USB Implementers Forum. All other product or service names are the property of their respective owners.

© 2022 Motorola Mobility LLC. All rights reserved.

Product ID: **moto g72** (Model XT2255-2)

Meet your

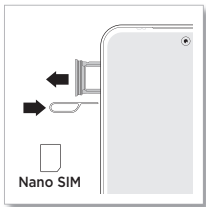
moto g⁷²



motorola.com

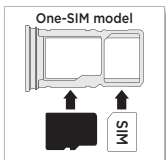


Put in the cards and power on



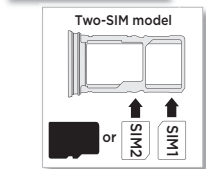
- 1 Insert the SIM tool into the hole next to the tray to pop out the tray.

Make sure you use the correct size SIM card and don't cut the SIM card.

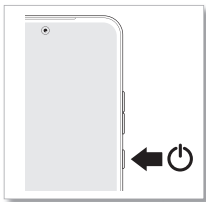


- 2 Insert the SIM card(s) with the gold contacts down, then gently push the tray into the slot.

Add a microSD card (optional, sold separately) for additional storage.



- 3 Press and hold the Power button, then follow the prompts to get started.



Help and more

Get answers, updates and info:

- **Help is here:** from the Home screen, swipe up and tap **Settings > Help** to learn how to use your phone and get support.
 - **Get more:** get software, user guides and more at www.motorola.com/mymotog.
 - **Get apps:** tap **Play Store** to browse and download apps.
- Caution:** screen protectors may reduce your phone's touchscreen sensitivity. Do not use screen protectors thicker than 0.5 mm.
- Legal information.** This guide provides important legal, safety and regulatory information that you should read before using your product. For the complete legal information, from the Home screen swipe up and tap **Settings > Q**, then type **Legal information** or visit www.motorola.com/device-legal.

Water repellent. Your phone is not waterproof. For more about your phone's water-repellent design and care, swipe up and tap **Settings > Help**.

Battery safety. To prevent possible burning and injury, the battery in your phone should only be removed by a Motorola-approved service centre or similar skilled personnel.

If your phone becomes unresponsive, press and hold the Power button until the screen goes dark and your phone restarts. Charge your phone using a compatible Motorola charger (may be sold separately). Use of other chargers is not recommended and may impair the charging performance. Don't charge your phone in temperatures below -20°C or above 45°C. Chargers that do not comply with applicable national standards may be unsafe, with risk of death or injury, and may cause slow charging or product damage. To view applicable standards and to learn more, see the "Legal information" section of this guide or visit www.motorola.com/device-legal.

Warning about high volume usage. To prevent possible hearing damage, do not listen at high volume levels for long periods. When your headset volume reaches the high volume threshold, a warning will be shown. Tap **OK** to dismiss it, or wait one to five seconds, then press the Volume up button to dismiss the alert and enable the volume to continue to be adjusted.



Disposal and recycling. For help recycling products and packaging responsibly, visit www.motorola.com/recycling.



Extreme heat or cold. Don't use your phone in temperatures below -20°C or above 45°C. Don't store/transport your phone in temperatures below -20°C or above 60°C.

Legal disclaimers. Features, services and applications are network dependent and may not be available in all areas; additional terms/charges may apply. Product specifications and other information contained in this guide are believed to be accurate at the time of printing. Motorola reserves the right to correct or change any information without notice.

Arbitration. Your purchase is governed by a binding arbitration clause. For more information and how to opt out, see the legal guide that came with your phone.