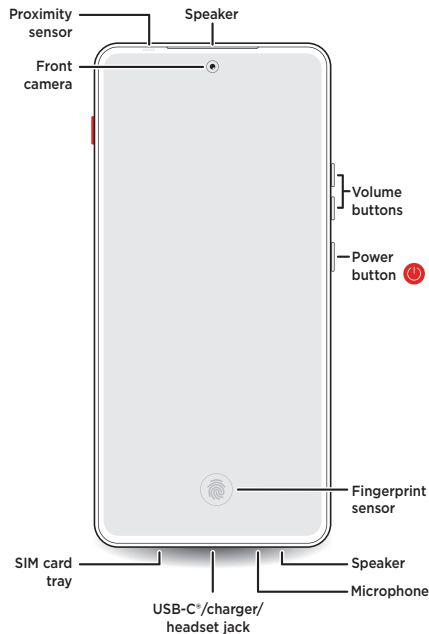


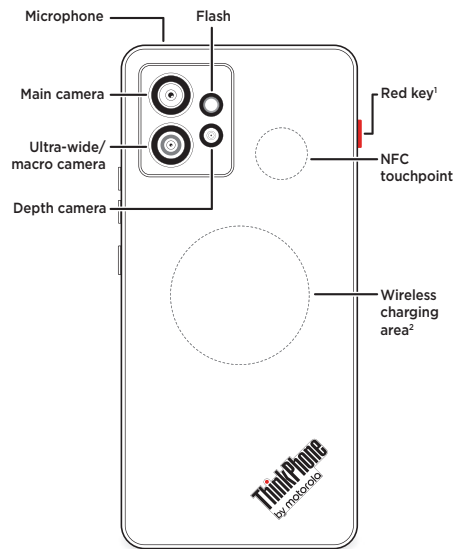
Meet your

ThinkPhone

by motorola



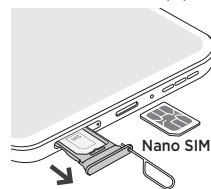
Before using your phone, please read the legal, safety and regulatory information provided with your product.



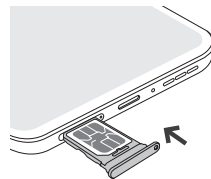
¹ Red key
Press and hold to customise the red key.
Press once to open your favourite app or shortcut.
Press twice to open the customised **Ready For** menu.
The feature may differ based on the software updates.

² Wireless charging
Charge your phone using a Qi-certified wireless charger (sold separately).

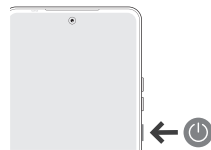
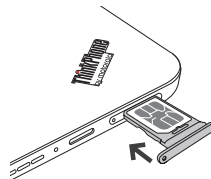
Put the card(s) in and power on



1 Insert the SIM tool into the tray hole to pop out the tray.
Make sure that you use the correct size of SIM card and don't cut the SIM card.



Two-SIM model. Turn the phone and the tray over to add another SIM card (optional).





With **moto** care, extend your warranty coverage up to three years, and take advantage of features like accidental damage protection. Visit:

motorola.com/motocare
(UK and Ireland only)



ThinkPhone
by motorola

Help and more

Get answers, updates and info:

- **Help is here:** from the Home screen, swipe up and tap **Settings** > **Help** to learn how to use your phone and get support.
- **Get more:** get software, user guides and more at www.motorola.com/support.
- **Get apps:** tap **Play Store** to browse and download apps.
- **Ready For:** your phone works with **Ready For**, a new platform that extends your phone's experience to any compatible PC, TV or monitor. To learn more, scan the QR code or visit www.motorola.com/ready-for
- **Uninstall an app:** touch and hold the app, then drag it to **Uninstall**.
- **Backup and restore:** log in to your Google account to restore contacts, calendar and more.
- **Use a headset:** to use a headset, you'll need one with a USB-C connector. If you're using a 3.5-mm headset, you'll need an adapter to connect a 3.5-mm connector to USB-C. Headset and adapter may be sold separately.



Caution: screen protectors may reduce your phone's touchscreen sensitivity. Do not use screen protectors thicker than 0.5mm.

Legal information. This guide provides important legal, safety and regulatory information that you should read before using your product. For the complete legal information, from the Home screen swipe up and tap **Settings** > **Q**, then type **Legal information**, or visit www.motorola.com/device-legal.

Water, splash and dust resistance. Liquid damage is not covered under warranty. Water, splash and dust resistance were tested to IP68 standards under controlled laboratory conditions. Withstands immersion in up to 1.5 metres of fresh water for up to 30 minutes. Resistance will decrease as a result of normal wear. Not designed to work while submerged underwater. Do not expose to pressurised water, or liquids other than fresh water. Do not attempt to charge a wet phone. Not waterproof. For more about your phone's water-repellent design and care, swipe up and tap **Settings** > **Help**.

Battery safety. To prevent possible burning and injury, the battery in your phone should only be removed by a Motorola-approved service centre or similar skilled personnel.

If your phone becomes unresponsive, press and hold the Power button until the screen goes dark and your phone restarts. Charge your phone using a compatible Motorola charger (may be sold separately). Use of other chargers is not recommended and may impair the charging performance. Don't charge your phone in temperatures below -20°C or above 45°C. Chargers that do not comply with applicable national standards may be unsafe, with risk of death or injury, and may cause slow charging or product damage. To view applicable standards and to learn more, see the "Legal information" section of this guide or visit www.motorola.com/device-legal.

Warning about high volume usage. To prevent possible hearing damage, do not listen at high volume levels for long periods. When your headset volume reaches the high volume threshold, a warning will be shown. Tap **OK** to dismiss it, or wait one to five seconds, then press the Volume up button to dismiss the alert and enable the volume to continue to be adjusted.



Disposal and recycling. For help recycling products and packaging responsibly, visit www.motorola.com/recycling



Extreme heat or cold. Don't use your phone in temperatures below -20°C or above 45°C. Don't store/transport your phone in temperatures below -20°C or above 60°C.

Legal disclaimers. Features, services and applications are network dependent and may not be available in all areas; additional terms/charges may apply. Product specifications and other information contained in this guide are believed to be accurate at the time of printing. Motorola reserves the right to correct or change any information without notice.

Arbitration. Your purchase is governed by a binding arbitration clause. For more information and how to opt out, see the legal guide that came with your phone.

SAR information (on e-label). To view specific absorption rate (SAR) values for this phone, from the Home screen swipe up and tap **Settings** > **Q**, then type **Regulatory labels**, and from your phone's dial pad, type ***#07#** or visit www.motorola.com/sar.

Supported frequencies and power (Model XT2309-2). This phone is capable of operation on the following frequencies, subject to location and network availability.

Operating mode	Frequency range MHz / Band	Maximum nominal transmit power dBm
Bluetooth	2400 - 2483.5	20 dBm EIRP
Wi-Fi	2400 - 2483.5	20 dBm EIRP
Wi-Fi	5150 - 5250	23 dBm EIRP
Wi-Fi	5250 - 5350/5470 - 5725	20 dBm EIRP
Wi-Fi	5725 - 5850	14 dBm EIRP
Wi-Fi	5945 - 6425	23 dBm EIRP
NFC	13.56	-18.84 dBuA/m @ 10m
GNSS	1559 - 1610	N/A
GSM (Australia not applicable)	2/3/5/8	33/30
UMTS	1/2/4/5/8/19	24
LTE	1/2/3/4/5/7/8/12/13/17/18/19/20/25/26/28/32/38*/39/40/41*/42/43/48/66	23/(26*)
5G	n1/2/3/5/7/8/20/28/38/40/41/66/77*/78*	23/(26*)

Copyright and trademarks. MOTOROLA, the stylised M logo, MOTO and the MOTO family of marks are trademarks or registered trademarks of Motorola Trademark Holdings, LLC. ThinkPhone is a trademark of Lenovo. Google, Android, Google Play, and other related marks and logos are trademarks of Google LLC. USB Type-C® and USB-C® are registered trademarks of USB Implementers Forum. All other product or service names are the property of their respective owners. © 2022 Motorola Mobility LLC. All rights reserved. Product ID: **ThinkPhone by Motorola** (Model XT2309-2)

Manual number: SSC8D78411-A

motorola.com

