


# Mijia Smart Air Purifier 6 Filter User Manual



## Removing the Packaging

Read this manual carefully before use, and retain it for future reference.

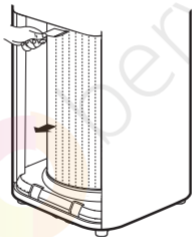
Remove the packaging of the new filter.



Note: Illustrations of the product, accessories, and user interface in this user manual are for reference purposes only. The actual product and functions may vary due to product enhancements.

## Removing the Old Filter

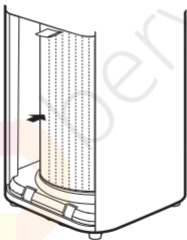
Warning: Make sure the air purifier is turned off and unplugged before performing the following operations.



Pull the strap to remove the filter.

## Installing the New Filter

Warning: Make sure the air purifier is turned off and unplugged before performing the following operations.



Install the filter into position with the filter strap on the top, then close the filter compartment cover.

## Precaution

Please refer to the reminder on the air purifier's display to replace the filter. The filter that contains activated carbon may give off odors after a period of normal use. It is recommended to put the filter in a place with good lighting and ventilation for a certain period of time, so as to improve the activity of activated carbon and restore its partial adsorption capacity. When the reminder appears on the air purifier's display, please replace the filter in a timely manner.

## Specifications

Name	Mijia Smart Air Purifier 6 Filter
Model	AFEP8TFM25-GL
CADR Particle	420 m <sup>3</sup> /h
Item Dimensions	Φ 210 × H293 mm
Compatible with	Xiaomi Smart Air Purifier 4
	Mijia Smart Air Purifier 6

Manufacturer: Xiaomi Communications Co., Ltd.

Address: #019, 9th Floor, Building 6, 33 Xi'erqi Middle Road, Haidian District, Beijing, 100085, China

For further information, please go to [www.mi.com](http://www.mi.com)

For detailed e-manual, please go to [www.mi.com/global/support/user-guide](http://www.mi.com/global/support/user-guide)

Made in China

User Manual Version: V1.0

## WARRANTY NOTICE

---

As a Xiaomi consumer, you benefit under certain conditions from additional warranties. Xiaomi offers specific consumer warranty benefits which are in addition to, and not instead of, any legal warranties provided by your national consumer law. The duration and conditions related to the legal warranties are provided by respective local laws. For more information about the consumer warranty benefits, please refer to Xiaomi's official website

<https://www.mi.com/global/support/warranty>. Except as prohibited by laws or otherwise promised by Xiaomi, the after-sales services shall be limited to the country or region of the original purchase. Under the consumer warranty, to the fullest extent permitted by law, Xiaomi will, at its discretion, repair, replace or refund your product. Normal wear and tear, force majeure, abuse or damage caused by the user's negligence or fault are not warranted. The contact person for the after-sale service

may be any person in Xiaomi's authorized service network, Xiaomi's authorized distributors or the final vendor who sold the products to you. If in doubt please contact the relevant person as Xiaomi may identify. The present warranties do not apply in Hong Kong and Taiwan.

Products which were not duly imported and/or were not duly manufactured by Xiaomi and/or were not duly acquired from Xiaomi or a Xiaomi's official seller are not covered by the present warranties. As per applicable law you may benefit from warranties from the non-official retailer who sold the product. Therefore, Xiaomi invites you to contact the retailer from whom you purchased the product.

EU REP.

Xiaomi Technology Netherlands B.V.  
Prinses Beatrixlaan 582, 2595BM, The Hague, The  
Netherlands [contact@support.mi.com](mailto:contact@support.mi.com)

Importer:

Beryko s.r.o.

Pod Vinicemi 931/2, 301 00 Plzeň

[www.beryko.cz](http://www.beryko.cz)



PAP



V-20250812