

**WARNING:** This product contains chemicals known to the State of California to cause cancer and birth defects or other reproductive harm. ***Wash hands after handling.***

#### FCC Compliance Statement

This equipment has been tested and found to comply with the limits for a Class B digital device, pursuant to Part 15 of the FCC Rules. These limits are designed to provide reasonable protection against harmful interference in a residential installation. This equipment generates, uses, and can radiate radio frequency energy and, if not installed and used in accordance with the instructions, may cause harmful interference to radio communications. However, there is no guarantee that interference will not occur in a particular installation. If this equipment does cause harmful interference to radio or television reception, which can be determined by turning the equipment off and on, the user is encouraged to try to correct the interference by one or more of the following measures:

- Reorient or relocate the receiving antenna.
- Increase the separation between the equipment and the receiver.
- Connect the equipment to an outlet on a circuit different from that to which the receiver is connected.
- Consult the dealer or an experienced radio/TV technician for help.

This device complies with part 15 of the FCC Rules. Operation is subject to the following two conditions:  
(1) this device may not cause harmful interference and  
(2) this device must accept any interference received, including interference that may cause undesired operation.  
Any changes or modifications in construction of this device which are not expressly approved by the party responsible for compliance could void the user's authority to operate the equipment.



ENGLISH

## SIMPLE MANUAL

# Ultra HD Blu-ray Disc™ Player

Please read this manual carefully before operating your set and retain it for future reference.  
To view the instructions of advanced features, visit <http://www.lg.com> and then download Owner's Manual.  
Some of the content in this manual may differ from your unit.

LG Customer Information Center	
1-800-243-0000	USA, Consumer
1-888-865-3026	USA, Commercial
Register your product Online!	
<a href="http://www.lg.com">www.lg.com</a>	

MODEL  
UBK80



Printed in China

[www.lg.com](http://www.lg.com)

Copyright © 2018 LG Electronics Inc. All Rights Reserved.



## Front Panel



- ..... Disc Tray Open / Close
- ..... Starts / Pauses playback
- ..... Stops playback
- ..... Power On / Off
- ..... Power Indicator
- USB Port** ..... Connect a USB device.

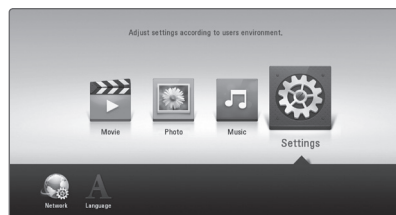
## Rear Panel



- LAN** ..... Connect to Internet.
- HDMI OUT TO TV** ..... Connect to TV.
- OPTICAL AUDIO OUT** ..... Connect to digital audio device.

## Home Menu

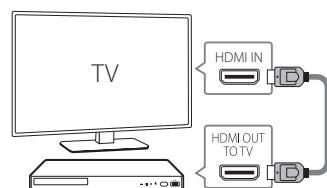
After initial setup, Home menu appears on the TV screen. Enjoy various functions on the player.



## TV Connection

### HDMI Connection

- 1 Connect the HDMI jack on the player to the HDMI jack on the TV using a HDMI cable.



- 2 Set the input selector to HDMI on the TV.
- 3 Follow the instructions on the TV screen using remote control.

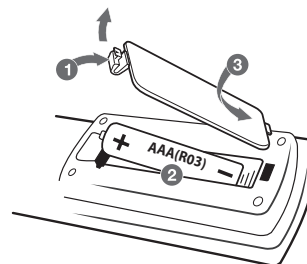
## Additional Information

### Specification

Power requirements	Refer to main label.
Power consumption	Refer to main label.
Dimensions (W x H x D)	Approx. 430 mm x 45.5 mm x 205 mm (16.9 inches x 1.7 inches x 8.0 inches)
Bus Power Supply (USB)	5 V  500 mA

Design and specifications are subject to change without notice.

### Replacement of battery



### OPEN SOURCE SOFTWARE NOTICE INFORMATION

To obtain the source code under GPL, LGPL, MPL, and other open source licenses, that is contained in this product, please visit <http://opensource.lge.com>.

In addition to the source code, all referred license terms, warranty disclaimers and copyright notices are available for download.

LG Electronics will also provide open source code to you on CD-ROM for a charge covering the cost of performing such distribution (such as the cost of media, shipping, and handling) upon email request to [opensource@lge.com](mailto:opensource@lge.com). This offer is valid for a period of three years after our last shipment of this product. This offer is valid to anyone in receipt of this information.

### Customer Support

You can update the Player using the latest software to enhance the products operation and/or add new features. To obtain the latest software for this player (if updates have been made), proceed the software updates or visit <http://www.lg.com> or contact LG Electronics customer care center.

For more information, download the online owner's manual. <http://www.lg.com>

**HDMI**  
HIGH-DEFINITION MULTIMEDIA INTERFACE

