



streaming



easy setup



guaranteed *



1600 Mbit/s **RANGE EXTENDER**

EN Installation Instructions
DE Installationsanleitung
FR Instructions d'installation
IT Istruzioni per l'installazione
ES Instrucciones de instalación
PT Instruções de instalação
SE Installationsanvisning
DK Installationsvejledning

NO Installasjonsinstruksjon
FI Asennusohjeet
CZ Pokyny k instalaci
SK Pokyny k inštalácii
HR Upute za instalaciju
HU Telepítési Utasítás
BG Ръководство за бърз монтаж
UA Інструкції з встановлення

Fig. 3

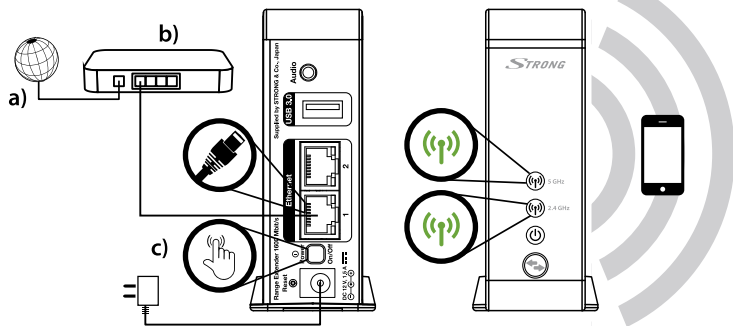


Fig. 4

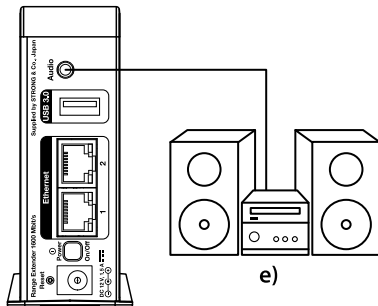
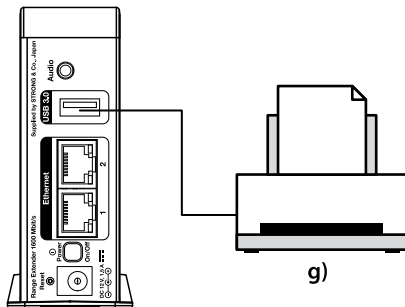
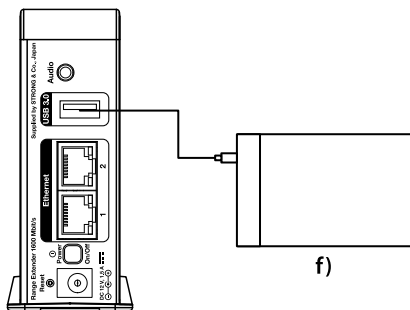


Fig. 5



HOTLINE

www.strong-connected.com

AT

0820 400 150

€ 0,12/Min. österr. Festnetz

support_at@strong-connected.com

FR

0826 029 928

€ 0,15 par mn poste fixe en France

support_fr@strong-connected.com

BG

+359 32 634451

support_bg@strong-connected.com

IT

199 404 032

Da rete fissa 24,8 cent. al min. • 12,5 cent. scatto alla risposta • Da rete mobile max 49 cent. al min. 15,6 cent. scatto alla risposta

support_it@strong-connected.com

CEE

support_hu@strong-connected.com

NL

support_nl@strong-connected.com

DE

0180 501 49 91

€ 0,14/Min. deutsches Festnetz
€ 0,42/Min. max. Mobilfunknetze

support_de@strong-connected.com

PL

801 702 017

support_pl@strong-connected.com

DK

support_dk@strong-connected.com

UA

+380(44)228 24 73

support_ua@strong-connected.com

Subject to alterations. In consequence of continuous research and development technical specifications, design and appearance of products may change. Wi-Fi and Wi-Fi Protected Setup are registered trademarks of Wi-Fi Alliance®. All other product names are trademarks or registered trademarks of their respective owners.

© STRONG 2017. All rights reserved.

Supplied by STRONG & Co, Japan
Represented by STRONG Ges.m.b.H. • Franz-Josefs-Kai 1 • 1010 Vienna • Austria
Email: support_at@strong.tv

MP-0000061779



Safety instructions

Please read the following instructions carefully. Failure to comply with these instructions can be dangerous and/or illegal. You are solely responsible for how your product is used and for the consequences of its use. Product warranty will not apply in case of use in contravention with the conditions contained herein.

Please retain this manual for future reference.

Safety and Maintenance:

- Do not activate the product in places where the use of wireless products is prohibited or where it can cause interference or hazards (hospitals, clinics, health facilities, etc.).
- **KEEP THE DEVICE AND ITS COMPONENTS OUT OF REACH OF CHILDREN AND DO NOT ALLOW CHILDREN TO PLAY WITH THE DEVICE. THEY MAY BE INJURED, CAUSE INJURIES TO OTHERS OR DAMAGE THE DEVICE. THE DEVICE INCLUDES SMALL, POINTED PARTS WHICH CAN CAUSE INJURIES OR BECOME DETACHED AND CAUSE CHOKING.**
- The device includes a transmitter and a receiver. When on, it receives and transmits radio frequency energy. You must be careful when using the device very near to individual medical devices, such as pacemakers and hearing aids. All wireless products are sensitive to interference which may affect their performance.
- The device is designed for operation at a distance of at least 20 cm from any individual. Failure to comply with this instruction may lead to exposure to radio frequency energy in excess of the limits set forth in relevant directives.
- Where there is a possible explosive atmosphere, you must comply with all posted instructions and must, upon request, deactivate the device or any other wireless device. Areas with possible explosive environments are refuelling stations, spaces under boat decks, fuel or chemical transportation or storage facilities, as well as areas where the air contains chemicals or particles (such as grains, dust or suspended metallic particles).
- The openings on the top and at the bottom are provided for ventilation. To ensure reliable operation of the device and to protect it from overheating, these openings must not be blocked or covered.
- The device should never be placed near or over a radiator or heat register, or in a built-in installation unless proper ventilation is provided.
- Use only the AC adapter which is included in the product package. Any other adapter may cause damage to the device. Such damage is not covered under warranty.
- Make sure that you have inserted the cables supplied in the product package into the correct ports for proper operation.
- Never push objects of any kind into this device through the enclosure openings other than the "RESET" hole as they may touch voltage points or short out parts which could result in fire, explosion or electric shock and damage the device permanently.
- **DO NOT** turn on or power cycle the device if there is gas leakage, try to disassemble the device or any of its accessories including the power adapter, try to repair the power adapter and its cable.
- Never spill liquid of any kind on the device or use this device near water (such as near a bath or swimming pool, in a wet basement, etc.).
- **DO NOT** expose the device to moisture, dust or corrosive liquids or use the device outdoors and make sure that all connections are located indoors to avoid risk of electrocution.
- Avoid operating this device during a lightning storm and under direct sunlight.
- Turn off the device completely before cleaning. The device can be turned off completely only when the AC adapter is unplugged. Do not use liquid or aerosol cleaners. Use a damp cloth for cleaning.

- Always disconnect the power cord from the wall outlet and disconnect any other cables before servicing this product. Under the following conditions, your product must be serviced by qualified service personnel;
 - a) when the power cord or plug is damaged or frayed.
 - b) if liquid has spilled into the device.
 - c) if the product has been exposed to rain or water.
 - d) if the device does not operate normally when the operating instructions are followed.
 - e) if the device has been dropped or enclosure has been damaged.
 - f) if the device exhibits a distinct change in performance, indicating a need for Service.

Handling and Transportation:

- Handle the device carefully to avoid damage. Do not drop, bend or strike it.

APPROPRIATE DISPOSAL OF THE PRODUCT:



(Electric & electronic equipment waste)

The signs affixed on the product or its accompanying manuals indicate that it should not be disposed of with other domestic waste when its life cycle is over. To help prevent possible health or environmental hazards (due to uncontrolled waste disposal), and assist the sustainable reuse of material resources, please, separate it from other types of waste and recycle it. Domestic users should either contact the shop where they bought the product or local services to find out where and how they can deliver the product for environmentally safe disposal. Corporate users should contact their suppliers and check the terms and conditions laid down in their purchasing contracts. This product should not be mixed with normal waste.

Range Extender 1600 Mbit/s

1. EXTEND YOUR WIRELESS RANGE

a. AUTOMATIC SETUP: via button


Power on the Range Extender and wait until it boots up (3 minutes). If the wireless gateway has a WPS button, set up the Range Extender automatically by pressing the "WPS" button on the existing gateway for 2 seconds and then the  button on the Range Extender for 2 seconds. Please wait for 5 minutes.

Fig. 1

b. AUTOMATIC SETUP: via mobile device

If the wireless gateway does not have a WPS button, follow the instructions below.

Fig. 2

Power on the Range Extender and wait until it boots up (3 minutes). Connect to the wireless network of the Range Extender via your wireless device (laptop, tablet or smartphone). The factory default name and password are labelled on the bottom of the device.

Open a web browser and type "http://extender1600.local" or "192.168.2.254" in the address bar. Then follow the instructions on screen.

2. USE AS ACCESS POINT

This product can also be used as an Access Point. Connect the Range Extender to your existing network with the Ethernet cable and power it up. Wait until both 2.4 GHz and 5 GHz LEDs have turned to solid green (around 3 minutes). The factory default name and password are labelled on the bottom of the device.

Fig. 3

3. ADD ANOTHER STRONG RANGE EXTENDER TO YOUR NETWORK

You can add further STRONG Range Extenders to your network by following the instruction in "1. Extend your wireless range".*

* STRONG cannot guarantee compatibility with range extenders of other brands.

4. AIRPLAY COMPATIBLE AUDIO PLAYBACK

Plug your audio cable to the audio socket of the Range Extender (the audio cable is not included in the packaging). Open an AirPlay compatible application on your mobile device. Select a music file and click on the AirPlay button. Select "Extender1600" from the list.

Fig. 4

5. USB DISK AND PRINTER SHARING

a. Disk

Plug a USB device to the USB socket of the Range Extender. On a PC with Windows OS, find "Extender1600NAS" in the "Network" menu. On a PC with MAC OS X, find "Extender1600NAS" in the "Finder" menu.

b. Printer

Plug the USB cable of your printer to the USB socket of the Range Extender (the USB cable is not included in the packaging). Install your Printer Drivers on your PC. Now you can use your printer wirelessly.

Fig. 5








TIPS FOR BEST PERFORMANCE:

- Keep the unit away from:
 - potential sources of electrical interference. Equipment that potentially causes interference includes ceiling fans, home security systems, microwaves, PCs and cordless phones (handset and base).
 - large metal surfaces and objects. Large objects and wide surfaces such as glass, insulated walls, fish tanks, mirrors, brick and concrete walls can also weaken the wireless signals.
- Use the device in upright position; do not close the ventilation holes.

- Use of USB 3.0 flash disk is not recommended as it may have adverse effect on the wireless performance. It is also recommended to attach hard disks to the USB port with a 20 cm cable.
- Storage temperature range of -40 °C ~ +70 °C and humidity range of 0% ~ 90% are recommended.

NOTE

Return to the factory settings to change operation modes: smoothly press the reset button with a metal paperclip (in a small opening on the rear panel) for 10 seconds. The LEDs in the front will temporarily "shimmer" and the unit will reboot (in about 3 minutes) to the factory settings.

LED		STATUS	EVENT
Power		Off	No power.
		Solid white	Power ON
		Flashing white	The device is not ready, please wait.
Wireless 5 GHz & 2.4 GHz		Off	Wireless radio is not active.
		Blinking green	Connecting... Please wait.
		Blinking green (4s ON, 4s OFF)	The device is unconfigured. Please install the device following installation instructions.
		Green	Wireless connection established (good signal strength).
		Red	Connection error or weak signal. Please try installing the Range Extender at another location closer to the gateway.

LEGEND

- a) Internet
- b) Gateway
- c) Please wait for 3 minutes
- d) Please wait for 5 minutes
- e) Hi-Fi system or Speaker
- f) USB disk
- g) USB printer

GENERAL DATA

Power consumption in operation: max. 18 W
 Power consumption in standby: 6.2 W
 Operating temperature: 0 °C ~ +40 °C
 Storage temperature: -40 °C ~ +70 °C
 Humidity range: 0% ~ 90%

EN

STRONG declares that this item complies with the basic requirements and other relevant regulations of directives RED Directive 2014/53/EU; Ecodesign requirements for Energy Related Products Directive 2009/125/EC; RoHS Directive 2011/65/EU.

The full text of the EU declaration of conformity is available at the following internet address:
<http://www.strong.tv/en/doc>

DE

STRONG erklärt, dass dieses Produkt den grundlegenden Anforderungen und den übrigen einschlägigen Bestimmungen der Richtlinien RED Directive 2014/53/EU; Ecodesign requirements for Energy Related Products Directive 2009/125/EC; RoHS Directive 2011/65/EU entspricht.

Der vollständige Wortlaut der EU-Konformitätserklärung steht unter folgender Internetadresse zur Verfügung:
<http://www.strong.tv/en/doc>

FR

STRONG déclare que ce point est conforme aux exigences de base et aux autres dispositions et directives applicables RED Directive 2014/53/EU; Ecodesign requirements for Energy Related Products Directive 2009/125/EC; RoHS Directive 2011/65/EU.

Le texte intégral de la déclaration de conformité UE est disponible via l'adresse Internet suivante : <http://www.strong.tv/en/doc>

IT

STRONG dichiara che questo prodotto è conforme ai requisiti di base e di altri regolamenti pertinenti delle direttive RED Directive 2014/53/EU; Ecodesign requirements for Energy Related Products Directive 2009/125/EC; RoHS Directive 2011/65/EU.

Il testo completo della Dichiarazione europea di conformità è disponibile al seguente indirizzo internet:
<http://www.strong.tv/en/doc>

ES

STRONG declara que el producto cumple con los requisitos básicos y otras normas pertinentes de las Directivas RED Directive 2014/53/EU; Ecodesign requirements for Energy Related Products Directive 2009/125/EC; RoHS Directive 2011/65/EU.

El documento completo de la Declaración de Conformidad EU, está disponible en la siguiente dirección de Internet:
<http://www.strong.tv/en/doc>

PT

A STRONG declara que este item está em conformidade com os requisitos básicos e outros regulamentos relevantes das directivas RED Directive 2014/53/EU; Ecodesign requirements for Energy Related Products Directive 2009/125/EC; RoHS Directive 2011/65/EU.

O documento Completo da Declaração de Conformidade EU, está disponível no seguinte endereço da Internet: <http://www.strong.tv/en/doc>

SE

STRONG förklarar att denna produkt uppfyller de grundläggande kraven och andra relevanta bestämmelser i direktiven RED Directive 2014/53/EU; Ecodesign requirements for Energy Related Products Directive 2009/125/EC; RoHS Directive 2011/65/EU.

Den fullständiga texten av Eus försäkran om överensstämmelse finns på följande Internetadress: <http://www.strong.tv/en/doc>

DK

STRONG erklærer, at dette produkt er i overensstemmelse med de grundlæggende krav og andre relevante bestemmelser i direktiverne RED Directive 2014/53/EU; Ecodesign requirements for Energy Related Products Directive 2009/125/EC; RoHS Directive 2011/65/EU.

Den fulde beskrivelse af EU's overensstemmelseserklæring kan findes på flg. webside: <http://www.strong.tv/en/doc>

NO

STRONG erklærer at dette produktet er i samsvar med de grunnleggende kravene og andre relevante bestemmelser i direktivene RED Directive 2014/53/EU; Ecodesign requirements for Energy Related Products Directive 2009/125/EC; RoHS Directive 2011/65/EU.

Den fullstendige teksten i EU-erklæringen er tilgjengelig på følgende internettsadresse: <http://www.strong.tv/en/doc>

FI

STRONG vakuuttaa täten, että tämä laite täyttää direktiivin RED Directive 2014/53/EU; Ecodesign requirements for Energy Related Products Directive 2009/125/EC; RoHS Directive 2011/65/EU.

Täysi teksti koskien EU-vaatimustenmukaisuusvakuutusta löytyy seuraavasta internet-osoitteesta: <http://www.strong.tv/en/doc>

CZ

Společnost STRONG prohlašuje, že tento výrobek vyhovuje základním požadavkům a dalším příslušným nařízením směrnic RED Directive 2014/53/EU; Ecodesign requirements for Energy Related Products Directive 2009/125/EC; RoHS Directive 2011/65/EU.

Kompletní text Prohlášení o shodě s EU je dostupný na následující internetové adrese: <http://www.strong.tv/en/doc>

SK

Spoločnosť STRONG prehlasuje, že tento produkt je v súlade so základnými požiadavkami a inými príslušnými ustanoveniami smerníc RED Directive 2014/53/EU; Ecodesign requirements for Energy Related Products Directive 2009/125/EC; RoHS Directive 2011/65/EU.

Kompletný text Prehlásenia o zhode s EÚ je dostupný na nasledujúcej internetovej adrese: <http://www.strong.tv/en/doc>

HR

STRONG izjavlja da je ovaj uređaj u skladu s osnovnim propisima i drugim relevantnim regulacijama iz direktiva RED Directive 2014/53/EU; Ecodesign requirements for Energy Related Products Directive 2009/125/EC; RoHS Directive 2011/65/EU.

Puni tekst EU deklaracije usklađenosti dostupan je na sljedećoj internetskoj adresi: <http://www.strong.tv/en/doc>

HU

STRONG kijelenti, hogy a készülék megfelel az alapvető elvárásoknak és a további idevonatkozó előírásoknak RED Directive 2014/53/EU; Ecodesign requirements for Energy Related Products Directive 2009/125/EC; RoHS Directive 2011/65/EU.

Az EU megfeleléségi nyilatkozat teljes szövege az alábbi internet címen érhető el: <http://www.strong.tv/en/doc>

BG

STRONG декларира, че това устройство отговаря на базовите изисквания и други свързани регулации на директива RED Directive 2014/53/EU; Ecodesign requirements for Energy Related Products Directive 2009/125/EC; RoHS Directive 2011/65/EU.

Пълният текст на ЕС декларация за съответствие е достъпен на следния интернет адрес: <http://www.strong.tv/en/doc>

UA

Компанія STRONG повідомляє, що всі характеристики пристрою відповідають основним вимогам і основним нормам специфікацій RED Directive 2014/53/EU; Ecodesign requirements for Energy Related Products Directive 2009/125/EC; RoHS Directive 2011/65/EU.

Повний текст декларації відповідності ЄС можна отримати в Інтернеті за такою адресою: <http://www.strong.tv/en/doc>