



H8

USER MANUAL

Dear customer, thank you for purchasing our product. Please read the following instructions carefully and follow them to ensure that the product serves you safely and to your full satisfaction. This will prevent it from being misused or damaged. Avoid unprofessional handling of this device and always follow the principles of use of electrical appliances. Keep the operating instructions in a safe place.










Warnings

- Please read the user manual carefully before using the product.
- This product generates heat while working, please be cautious to avoid any possible harm.
- Please don't shine the product directly into eyes.
- Please keep the light away from children.
- Please use WUBEN or WUBEN recommended batteries.
- Please don't disassemble the light or it will not be covered by WUBEN warranty policy.
- Please don't throw the product or battery into fire.
- This is not a product intended for diving, please do not use it underwater.













Package List

Before using this product, please check whether the contents of the package are complete.






Standard Kit

| | | |
|--|---|---|
| <p>1. H8 × 1</p>  | <p>2. 18650 Li-ion battery × 2</p>  | <p>3. Dual slot charger × 1</p>  |
| <p>4. Dual slot charger × 1</p>  | <p>5. Micro-USB charging cable × 1</p>  | <p>6. Holster × 1</p>  |
| <p>7. Lanyard × 1</p>  | <p>8. Spare O-ring × 4</p>  | <p>9. Manual, warranty card, quality certificate × 1</p>  |

Deluxe Kit

| | | |
|--|---|---|
| <p>1. H8 × 1</p>  | <p>2. 18650 Li-ion battery × 2</p>  | <p>3. Dual slot charger × 1</p>  |
| <p>4. Dual slot charger × 1</p>  | <p>5. Micro-USB charging cable × 1</p>  | <p>6. Holster × 1</p>  |
| <p>7. Lanyard × 1</p>  | <p>8. Spare O-ring × 4</p>  | <p>9. Remote Switch × 1</p>  |
| <p>10. Magnetic flashlight mount × 1</p>  | <p>1. Color filter × 1 (red, green, blue)</p>  | <p>12. Manual, warranty card, quality certificate × 1</p>  |

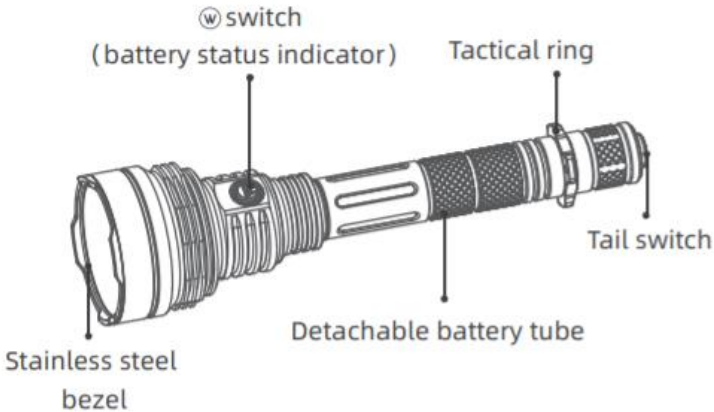
Basic Kit

| | | |
|--|--|---|
| <p>1. H8 × 1</p>  | <p>2. Holster × 1</p>  | <p>3. Lanyard × 1</p>  |
| <p>4. Spare O-ring × 4</p>  | <p>5. Manual, warranty card, quality certificate × 1</p>  | |

Product Operation

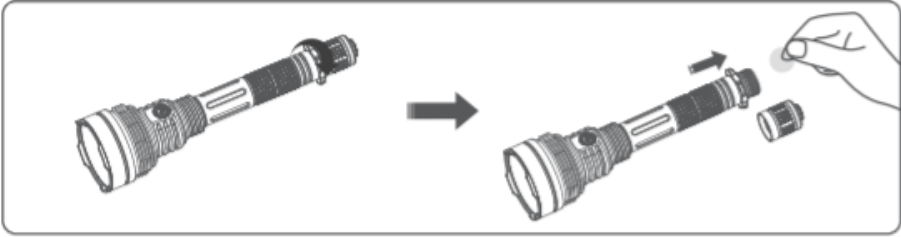
1. About Product

The WUBEN H8 is a long beam distance flashlight, which can shine as far as 1000 meters. It utilizes 1 × CREE XHP35 HI LED, powered by 2 × high drain 18650 Li-ion battery, it emits 1800 lumen at max. The H8 has two operation modes, Outdoor mode and Tactical mode.



2. Installation

Please remove the insulation plate before using.



3. Operation

A. Outdoor Mode


1. ON/OFF:


- Click on the tail switch to turn on the flash light, press again to turn it off.
- Press the tail switch to turn the flashlight on momentarily, release to turn it off.

2. Output Selection: When the light is on, click on the switch once to cycle through Low-Med-High-Turbo outputs.

The flashlight will be turned on the output level on which it was turned off after last use.

3. Flash Mode:


- When the flashlight is off, tap twice and hold the tail switch to activate Strobe, click to select Strobe and click again to turn the flashlight off.
- When the flashlight is on, click the  switch twice to activate Strobe and double click again to swap into SOS. Click once to exit flash mode.

4. Instant Turbo: When the light is on, press and hold the  switch to activate Turbo. Release to return to the previous status.


B. Tactical Mode

1. ON/OFF:

- Click on the tail switch to turn the flashlight to Turbo mode, click again to turn it off.
- Press the tail switch to turn the flashlight on momentarily, release to turn it off.

2. Output Selection: When the light is on, click on the  switch once to cycle through Turbo and Low outputs. The flashlight will always be turned on Turbo.

3. Flash Mode:

- When the flashlight is off, tap twice and hold the tail switch to activate Strobe, click to select Strobe and click again to turn the flashlight off.
- When the flashlight is on, click the  switch twice to activate Strobe and double click again to swap into SOS. Click once to exit flash mode.

C. Mode Switching









When the flashlight is off, tap the tail switch 5 times and click, the flashlight will blink 3 times to indicate the successful mode switching between Outdoor mode and Tactical mode.


4. Charging

| | |
|------------------|---|
| Power 100% ~ 80% | Blue light on (turns off after 5s) |
| Power 79% ~ 30% | Blue light flashes (turns off after 5s) |
| Power 29% ~ 15% | Red light on (turns off after 5s) |
| Power below 15% | Red light flashes |

 Make sure you only use batteries with a protection circuit board.

Parameters

| FL1 Standard | Turbo | High | Med | Low | Strobe | SOS |
|---|--|--------------|-------------|---|-----------------------------|-------|
|  | 1800 \surd 800 LM | 500LM | 130LM | 5LM | 1800LM | 200LM |
|  | 6 mins + 3 hours | 4.5 hours | 18 hours | 468 hours | / | / |
|  | 1000m | | |  | 1m | |
|  | 250000cd | | |  | IP68 (2m underwater for 1h) | |
|  | 299g / 10.55oz (without battery) 395g / 13.93oz (with battery) | | | | | |
|  | 251mm × 64mm 9.88in × 2.52in (L × D) | | | | | |

 All data is derived from experiments of WUBEN lab according to the ANSI/NEMA FL1 standard, results may vary because of different experimental equipment, experimental environment or other factors. The experiments are based on 2 pieces of WUBEN 18650 Li-ion batteries (3400mAh).

Maintenance

- The O-Ring may be damaged after long time use. Please replace the O-Ring in time to ensure the waterproofness of the product.
- Please use WUBEN batteries or WUBEN recommended batteries.
- When the flashlight indicates low power, please charge or replace the battery in time to avoid affecting the durability of the battery.
- Please use alcohol and a rag to clean the conductive parts of the flashlight.
- When not in use for a long time, please remove the battery to prevent the battery from leaking or exploding. Store the flashlight in a dry and ventilated place.
- Never use concentrated or abrasive cleaners on the lamp housing.

FAQs

| Problems | Causes | Solutions |
|--------------------------------------|---|--|
| Abnormal flash or failure to turn on | Check if the switch is turned on correctly. | Turn on the switch. |
| | Check if the product is correctly assembled. | Tighten the parts. |
| | Check whether the battery is not low on power. | Try the battery on other products. |
| | Check if the battery is not reversed. | Remove the battery and reassemble the product correctly. |
| | Check the conductive position for dirt or any grime. | Clean the surface with alcohol. |
| Abnormal noise | Check whether there isn't any foreign matter in the tube. | Pour out possible foreign matter. |
| | Damage to parts. | Contact your seller. |

If your problems still aren't solved, please contact WUBEN headquarters for after-sales service.

Warranty Policy

A new product purchased in the Alza.cz sales network is warranted for 2 years. If you need repair or other services during the warranty period, contact the product seller directly, you must provide proof of purchase with the original date of purchase.

The following are considered to be a conflict with the warranty conditions, for which the warranty claim may not be recognized:

- Use of the product for a purpose other than that for which the product is intended or failure to follow the instructions for maintenance, operation and service of the product.
- Damage to the product due to a natural disaster, the intervention of an unauthorized person or mechanically through the fault of the buyer (eg during transport, cleaning by inappropriate means, etc.).
- Natural wear and aging of consumables or components during use (such as batteries, etc.).
- Exposure to adverse external influences, eg sunlight and other radiation or electromagnetic fields, ingress of fluid or object, mains overvoltage, voltage generated by electrostatic discharge (including lightning), faulty supply or input voltage and inappropriate polarity of this voltage, chemical processes, e.g. used power supplies, etc.
- If modifications, alterations, design changes, or alterations have been made by anyone to change or extend the product's features over the purchase or use of non-genuine components.
- Copies of proof of purchase of the product, altered, supplemented, without the original data or otherwise damaged documents on the purchase of the product will not be considered as documents proving the purchase of the claimed product.

EU DECLARATION OF CONFORMITY

Identification data of the manufacturer's / importer's authorized representative:

Importer: Alza.cz a.s.

Registered office: Jankovcova 1522/53, Holešovice, 170 00 Prague 7

IČO: 27082440

Subject of the declaration:

Title: Rechargeable LED flashlight

Model : H8

The above product has been tested in accordance with the standard (s) used for demonstration in accordance with the essential requirements laid down in the Directive (s):

Directive No. 2014/30 / EU

Directive No. 2011/65 / EU as amended by 2015/863 / EU

Prague, 7/23/2020



WEEE

This product must not be disposed of as normal household waste in accordance with the EU Directive on Waste Electrical and Electronic Equipment (WEEE - 2012/19 / EU). Instead it shall be returned to the place of purchase or handed over to a public collection point for the recyclable waste. By ensuring this product is disposed of correctly, you will help prevent potential negative consequences for the environment and human health, which could otherwise be caused by inappropriate waste handling of this product. Contact your local authority or the nearest collection point for further details. Improper disposal of this type of waste may result in fines in accordance with national regulations.



Manufacturer

SHENZHEN SHENGQI LIGHTING TECHNOLOGY CO., LTD.

E-mail: info@wubenlight.com

Web: www.wubenlight.com

Address: 202#, Building A, Jihe E-Business Park, No. 33 Yangmei Road, Bantian Street, Longgang District, Shenzhen, China

Importer

Alza.cz a.s.

Jankovcova 1522/53, Holešovice

170 00 Praha 7

www.alza.cz