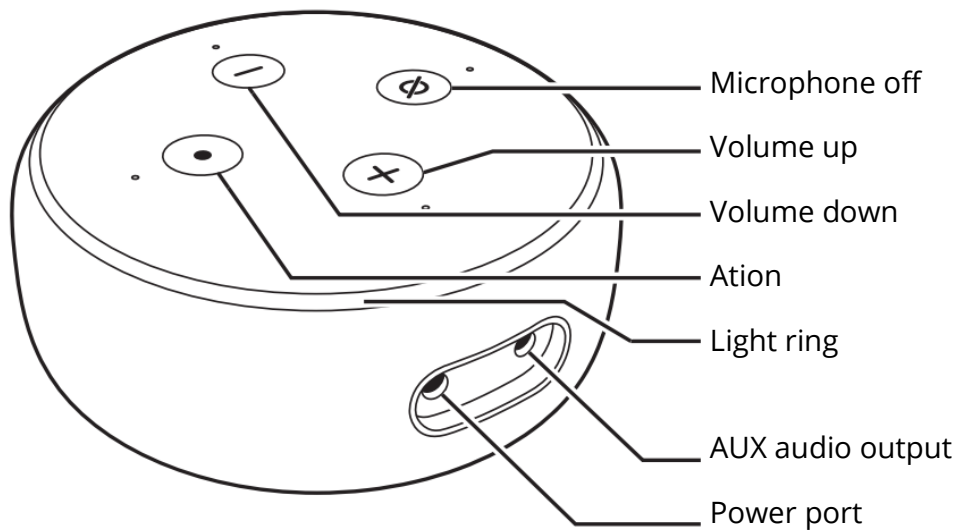


# **Voice Assistant**

# **Alexa Echo Dot**

User Manual

## Getting to know your Echo Dot



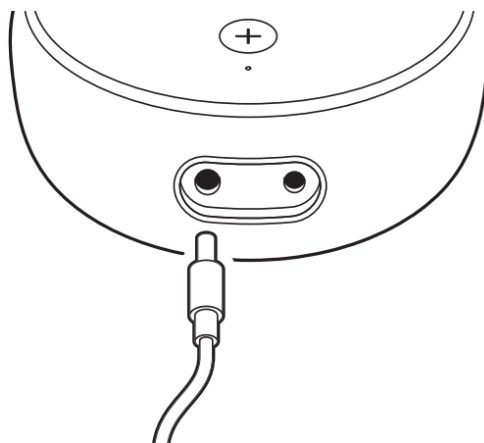
Also included: Power adapter

## Download the Amazon Alexa app

Download and install the latest version of the Alexa app from the app store.

## Plug in your Echo Dot

Plug your Echo Dot into an outlet using the included power adapter. A blue light ring will spin around the top. In about a minute, Alexa will greet you and let you know to complete setup in the Alexa app.



## Set up your Echo Dot in the Alexa app

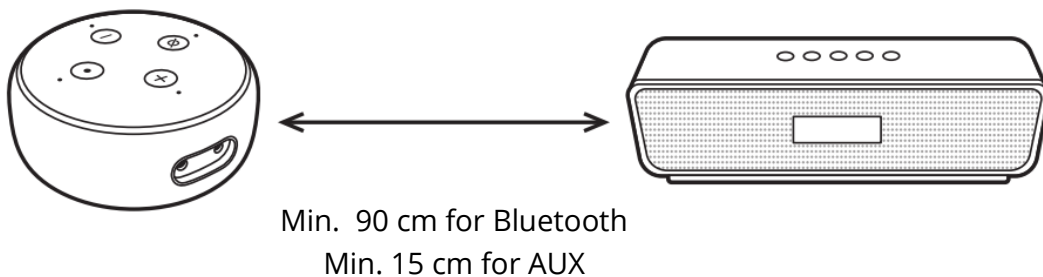
Open the Alexa app to set your Echo Dot. Log in with an existing Amazon account username and password, or create a new account. If you aren't prompted to set up your device after opening the Alexa app, tap the More icon to add device manually.

The app helps you get more out of your Echo Dot. It's where you set up calling and messaging, and manage music, lists, settings and news.

For help and troubleshooting, go to Help & Feedback in the Alexa app or visit [www.amazon.com/devicesupport](http://www.amazon.com/devicesupport).

### Optional: Connect to a speaker

You can connect your Echo Dot to a speaker using Bluetooth or an AUX cable. If you are using Bluetooth, place your speaker at least 90 centimetres away from your Echo Dot for optional performance. If you are using an AUX cable, your speaker should be at least 15 centimetres away.



## **Getting started with your Echo Dot**

### **Where to put your Echo Dot**

Echo Dot works best when placed in central location, at least 20 centimetres from any walls. You can put Echo Dot in a variety of places – on a kitchen counter, the end table in your living room, or a nightstand.

### **Talking to your Echo Dot**

To get the attention of your Echo Dot, simply say “Alexa”.

### **Designed to protect your privacy**

Amazon designs Alexa and Echo devices with multiple layers of privacy protection. From microphone controls to the ability to view and delete your voice recordings, you have transparency and control over your Alexa experience. To learn more about how Amazon protects your privacy, visit [www.amazon.com/alexaprivacy](http://www.amazon.com/alexaprivacy).

### **Give us your feedback**

Alexa will improve over time, with new features and ways to get things done. We want to hear about your experiences. Use the Alexa app to send us feedback or visit [www.amazon.com/devicesupport](http://www.amazon.com/devicesupport).