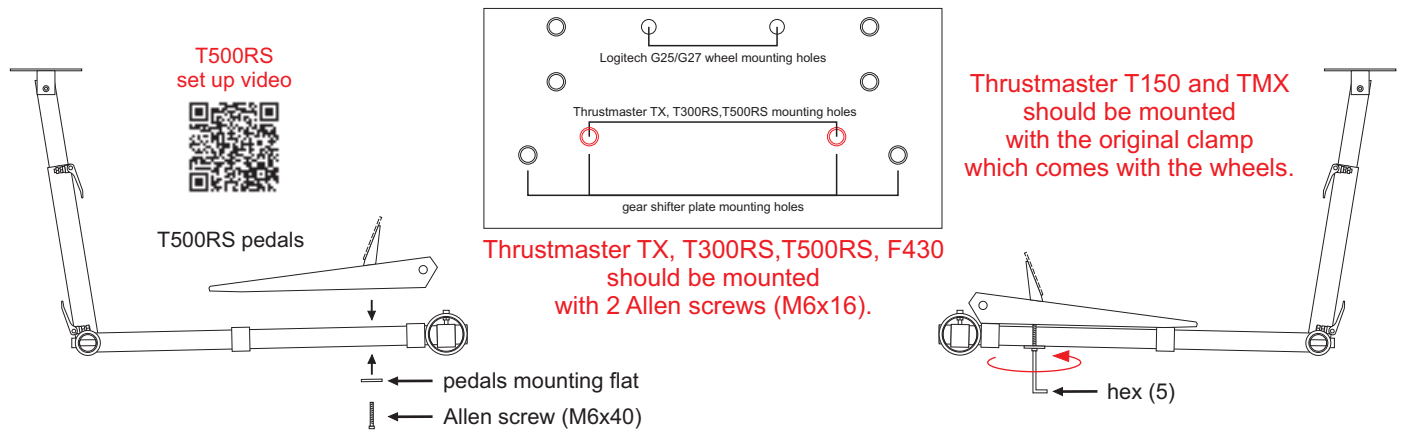


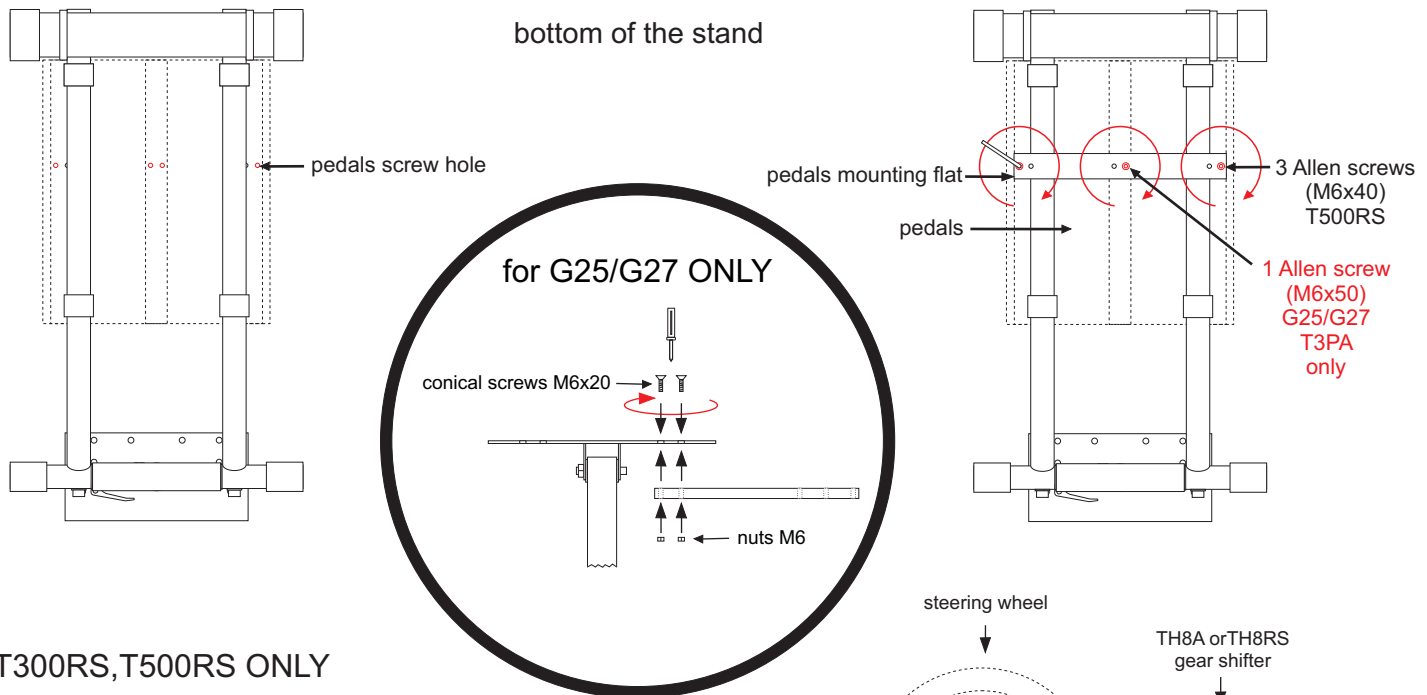


Please visit our YouTube channel for all the **set up videos** at: <http://www.youtube.com/user/wheelstandpro>

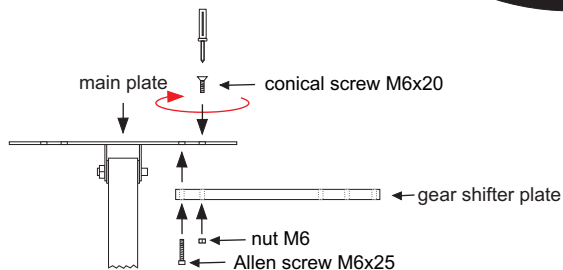
This stand includes universal gear shifter plate for both G27 and T500 shifter. **It does not include s-shaped G27 gear shifter plate.**



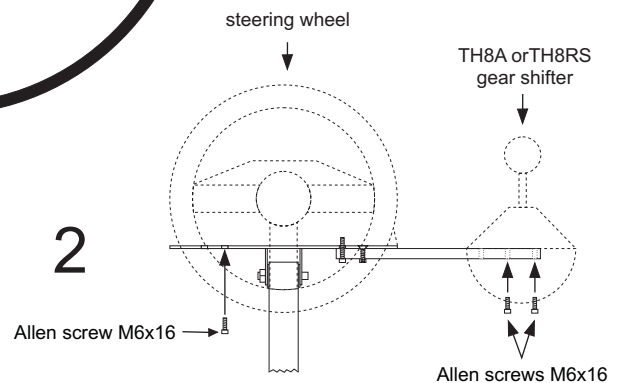
Put your pedals in the centre of the stand and drive 3 Allen screws (M6x40) to fix it firmly.
Allen screw (M6x50) is for G27 and T3PA pedals only.



1



2



Drive 1 conical screw (M6x20) and 1 nut M6 to connect the gear shifter plate with the main plate. Next put your wheel on the main plate and drive 1 Allen screw (M6x25) from the bottom to connect the steering wheel with the main plate and the gear shifter plate - **TX, T300RS and T500RS only** (see T500RS set up video)

Using G27 wheel, drive 2 conical screws (M6x20) and 2 nuts (M6) to connect the gear shifter plate with the main plate.

Drive 1 M6x16 Allen screw (on the opposite side) to connect the steering wheel with the main plate (see T500RS set up video).

Dismount the original TH8A/TH8RS clamp before you fix the gear shifter.
Next put your TH8A or TH8RS gear shifter on the gear shifter plate and drive two Allen screws (M6x16) to fix it firmly.

PLEASE ALSO SEE CONSTRUCTOR'S TIPS: <http://www.wheelstandpro.com/contips.html>

Tightening the screws too much can cause damage to the wheel and pedals.

