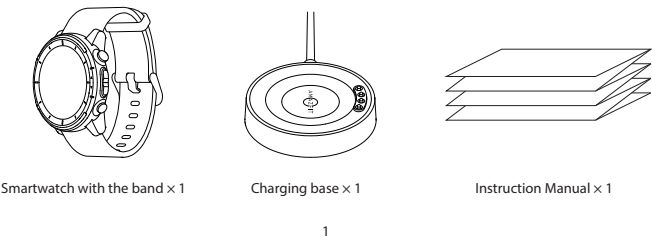


01 Package Contents



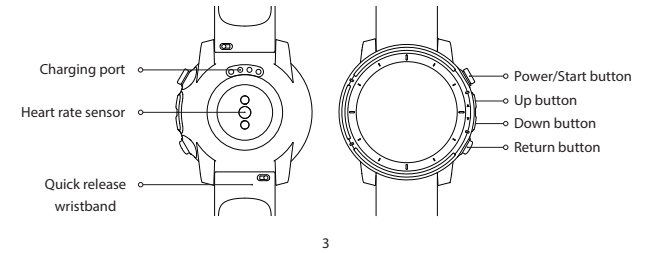
02 Installing the App

Scan the QR code on the Instruction Manual with your mobile phone to download the Amazfit App to your mobile phone. You can also download the latest version of the Amazfit App from the Google Play Store or Apple App store.



2

03 About the Watch



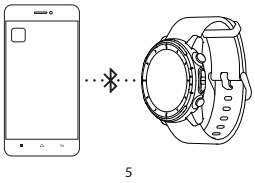
04 Turning the Watch on/off

1. Long press the Power/Start button on the upper right of the watch, and then the watch screen will light up and display the boot animation.
2. With the watch on, long press this button for more than 6s, then the shutdown menu will pop up.
3. At the first start-up of the watch, the QR code for binding appears on the screen.

4

05 Pairing the Watch

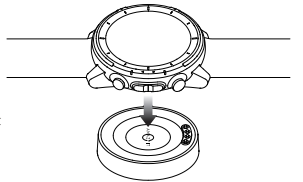
Open the App on your mobile phone, create a new account and login. Go to "Profile" - "Add device", choose "Amazfit Stratos 3", and follow the prompts to scan the QR code displayed on the watch. Then the binding is done.



5

06 Charging the Watch

Connect the watch charging port closely with the contacts of the charging base. Connect the USB port at the other end of the charging base with the mobile phone charger or computer USB port (rated output voltage of 5V and output current of above 500mA) to charge the watch.



Note:
Only use the original charging base provided in the product package to charge your watch. Also make sure that the charging base is always kept dry.

6

07 Regulatory Notice

This device complies with Part 15 of the FCC Rules. Operation is subject to the following two conditions:
1. This device may not cause harmful interference, and
2. This device must accept any interference received, including the interference that may cause undesired operation.
FCC ID:2AC8UA1929
Any changes or modifications that are not expressly approved by the party responsible for the compliance may void the user's authority to operate the device.

7

Note: This device has been tested and found to comply with the limits for a Class B digital device, pursuant to Part 15 of the FCC Rules. These limits are designed to provide reasonable protection against harmful interferences in a residential installation. This device generates, uses, and may radiate radio frequency energy and, if not installed and used in accordance with the instructions, may cause harmful interference to radio communications. However, there is no guarantee that interference will not occur in a particular installation. If this product does cause harmful interference to radio or television reception, which can be determined by turning the device off and on, the user is encouraged to try to correct the interference by one or more of the following measures:

8

- Reorient or relocate the receiving antenna.
- Increase the separation between the device and receiver.
- Connect the device into an outlet on a circuit different from that to which the receiver is connected.
- Consult the dealer or an experienced radio/TV technician for help.
The device has been evaluated to meet general RF exposure requirement.
The device can be used in portable exposure condition without restriction.



9

This device complies with Industry Canada license-exempt RSS standard(s). Operation is subject to the following two conditions:
(1) This device may not cause interference, and
(2) This device must accept any interference, including interference that may cause undesired operation of the device.
IC:21806-A1929 CAN ICES-3(B)/NMB-3(B)
Le présent appareil est conforme aux CNR d'Industrie Canada applicables aux appareils radioexempts de licence. L'exploitation est autorisée aux deux conditions suivantes :
(1) l'appareil ne doit pas produire de brouillage, et
(2) l'utilisateur de l'appareil doit accepter tout brouillage radioélectrique subi, même si le brouillage est susceptible d'en compromettre le fonctionnement.

10

Under Industry Canada regulations, this radio transmitter may only operate using an antenna of a type and the maximum (or lesser) gain approved for the transmitter by Industry Canada. To reduce the potential of radio interference to other users, the antenna type and its gain should be so chosen that the equivalent isotropically radiated power (e.i.r.p.) is not more than that necessary for successful communication.

Conformément à la réglementation d'Industrie Canada, le présent émetteur radio peut fonctionner avec une antenne d'un type et d'un gain maximal (ou inférieur) approuvé pour l'émetteur par Industrie Canada. Dans le but de réduire les risques de brouillage radioélectrique à l'intention des autres utilisateurs, il faut choisir le type d'antenne et son gain de sorte que la puissance isotrope rayonnée équivalente (p.i.r.e.) ne dépasse pas l'intensité nécessaire à l'établissement d'une communication satisfaisante.

11

08 Disposal and Recycling Information



The following symbol signifies that this device has to be disposed separately from ordinary household wastes at the end of its life. Please kindly be aware that this is your responsibility to dispose the electronic device at recycling centers so as to help conserve the natural resources.

12

09 Certifications and Safety Approvals



Hereby, Anhui Huami Information Technology Co., Ltd. declares that the radio device type A1929 is in compliance with Directive 2014/53/EU. The full text of the EU declaration of conformity is available at the following internet address:
<http://en.amazfit.com/support.html>

For more regulatory information and product certification/compliance logos related to Amazfit Stratos 3, please go to Regulatory on your Amazfit Stratos 3.


13

10 Precautions

1. Please use the charging base in the package for charging, and wipe the charging port dry before charging.
2. The watch can withstand pressure equivalent to a depth of 50m. It is suitable for swimming in pools and shallows, but not for diving, bathing, or a sauna.
3. Do not operate the watch underwater. If the watch has been immersed in water, do not operate the touch screen or charge the watch until the watch is wiped dry by using a soft cloth.
4. The watch is not resistant to erosive liquid such as acidic and alkaline solutions and chemical reagents. Damages or defects caused by misuse or improper use are not covered under warranty.

14

11 Basic Parameters

Product model: A1929
Wristband width: 22 mm
Battery capacity: 300 mAh
Operating temperature: 0 °C to 45 °C
Input: 5V  0.5A (MAX)
Frequency: 2402–2480 MHz
Max. Output: 10 dBm
Wireless connection: Wi-Fi IEEE 802.11b/g 2.4GHz; BT 4.0 BLE
Water resistance rating: 5 ATM (equivalent to pressure at a depth of 50m)
Compatibility: The watch is compatible with the devices that support Bluetooth 4.0 and are installed with Android 5.0, iOS 10.0, or later.

15

12 Safety Notice

Before using and operating this device, please read and observe the following considerations to ensure the optimum performance and avoid dangerous or illegal situations.

Usage scenarios and operational environment considerations:

1. It is strictly forbidden to use this device in such environments as gas stations, fuel depots, chemical plants, transportation or storage facilities of fuel or chemical samples, otherwise explosion or fire may occur.
2. It is strictly forbidden for children or pets to swallow or bite this device or its accessories, so as to avoid any injury.
3. It is strictly forbidden to place this device in the areas where the temperature is too high or too low, otherwise it may cause fire or explosion.
4. It is strictly forbidden to keep this device close to the heat source or bare fire source, such as ovens and electric heaters.

16

5. Some people have allergic constitution. Their skins may be allergic to plastics, leather, fiber, and other materials. Long-term contact areas will have symptoms such as swelling, inflammation, and the like. Anyone who has similar symptoms should stop using the device and consult a doctor.
6. Do not use unauthorized or incompatible power adapters, chargers, or data cables, which may damage the device and its accessories, and cause fire, explosion, or other hazards.
7. Radio waves generated by the device may affect the normal operation of implantable medical devices or personal medical devices, such as pacemakers and hearing aids. If you use these medical devices, please consult their manufacturers about the restrictions on their use.
8. Do not treat the device and its accessories as common household waste. Please abide by the local decree on the disposal of the device and its accessories and support the recycling action.

17

13 Battery Safety

1. This device is equipped with a non-removable built-in battery. Do not replace the battery by yourself, so as to avoid any damage to the battery or device. The battery can only be replaced by officially authorized service centers.
2. Do not expose the battery to high temperature or around heating equipment, sunshine, heaters, microwave ovens, etc.
3. Do not disassemble or refill the battery, insert foreign bodies or immerse it in liquid, so as to avoid leakage, overheating, ignition, or explosion of the battery.
4. If the battery leaks liquid, do not expose the skin or eyes to such liquid. If the liquid touches your skin or eye, please rinse your skin or eye with clean water and consult a doctor immediately.
5. Do not throw the battery into the fire, otherwise it may cause the battery to fire and explode.
6. Please dispose of the battery according to local regulations, absolutely not as household waste.

18

7. Do not allow children or pets to swallow or bite the battery, so as to avoid any injury to them or explosion of the battery.
8. Do not drop, squeeze, or puncture the battery, so as to avoid the short circuit and overheating inside due to strong external pressure.
9. Do not use any damaged battery.

19

14 Care and Maintenance

1. Clean the waterproof device and its wristband regularly with water and dry them with a soft cloth before wearing.
2. Do not use detergents such as soap, liquid soap, bath foam, and emulsion during cleaning, so as to avoid chemical residues that may irritate the skin and corrode the device's water-resistance performance.
3. Clean and dry the device in a timely manner after you wear it during bathing (for devices that can be used during a bath) or swimming (for devices that can be used during swimming), or you sweat.
4. Do not wet the non-waterproof leather wristband, so as to avoid shortening its service life.
5. Try to keep a light-colored wristband away from dark-colored clothing, so as to prevent it from being dyed.
6. Do not wear the device in a sauna or steam room, so as to avoid affecting its water-resistance performance.
7. Do not use the device in high-speed water flow scenarios such as diving and water skiing.

20

15 Special Notes

1. This manual is based on the existing information. In line with the principle of continuous improvement and sustainable development, the company reserves the right to change product specifications and functions and to modify and improve any product described in this manual.
2. The contents of this manual are provided in accordance with the conditions in which the device is manufactured, and no express or implied warranty of any kind is given as to the accuracy, reliability, and content of the manual, unless otherwise provided by applicable laws. Therefore, any claim based on the data, images, or descriptions in this manual will not be accepted.
3. This device is not used for medical purposes, so the data and information provided here are for reference only.
4. If you disassemble the shell of this device without authorization, we will not provide any warranty afterwards.
5. The images in this manual are used to guide user operations, for reference only. Please refer to the actual product.

21

16 Warranty and Return Policy

The Amazfit Limited Warranty covers Amazfit products against manufacturing defects beginning on the original purchase date. The warranty period is 12 months or other period as the applicable consumer laws in the consumer's country of purchase require. Our warranty is in addition to rights provided by applicable consumer laws.

Official website: en.amazfit.com
Support: support.amazfit.com
Email: support@amazfit.com

Importer:
Beryko s.r.o.
Na Roudné 1162/76, 301 00 Plzeň
www.beryko.cz

22